

Hot tub catalogue
OKA WAVE
CELTIC SPAS
OKA | PLUG & PLAY





HOT TUB HANSCRAFT

EUROPEAN SPA PRODUCER

based in Prague near the airport,
Czech Republic

EXPERIENCE

we have 15 years experience in importing,
selling and servicing hot tubs

THE BEST QUALITY HOT TUBS PARTS

we mainly use components from US
and European suppliers

THE THICKEST SHELLS IN THE MARKET

quality double layer acrylic 7 mm
from the USA with an abovestandard
polyurethane layer GreenShield

OUR UNIQUE OKA DESIGN

product line OKA WAVE and PPOKA
was created in cooperation with leading
Czech designer and architect
Ing. Arch. MgA. Ondřej Kamenický

STRICT TESTING

we test each hot tub for real conditions
before dispatching

CERTIFICATIONS

our hot tubs have passed strict
performance and quality tests and they
proudly wear TÜV RHEILAND sticker
on the packaging

SQR SYSTEM

we are using an innovative and reliable
method called SQR system to install 98%
of parts to the shell

MOST MODERN PRODUCTION IN CENTRAL EUROPE

in terms of age, equipment and used
technologies, we are among the
3 most modern hottub productions
in Central Europe

ENVIRONMENTALLY FRIENDLY PRODUCTION

we are proud to be a 97% non-waste
company

OKA WAVE

OKA WAVE 1



Dimensions: 166 × 215 × 78 cm
Capacity: 790 l • Lounge seats: 2
Jets: 24

page 4

OKA WAVE 2



Dimensions: 216 × 216 × 85 cm
Capacity: 1200 l • Sitting seats: 3
Lounge seats: 2 • Jets: 34

page 5

OKA WAVE 3



Dimensions: 215 × 195 × 85 cm
Capacity: 900 l • Sitting seats: 3
Lounge seats: 1 • Jets: 29

page 5

CELTIC SPAS

CS 1



Dimensions: 200 × 200 × 93 cm
Capacity: 1100 l • Sitting seats: 4
Lounge seats: 1 • Jets: 41

page 6

CS 2



Dimensions: 200 × 200 × 93 cm
Capacity: 900 l • Sitting seats: 2
Lounge seats: 2 • Jets: 37

page 7

CS 3



Dimensions: 200 × 200 × 93 cm
Capacity: 1100 l • Sitting seats: 3
Lounge seats: 2 • Jets: 39

page 7

CS 4



Dimensions: 216 × 160 × 93 cm
Capacity: 850 l • Sitting seats: 1
Lounge seats: 2 • Jets: 37

page 8

CS 5



Dimensions: 216 × 160 × 93 cm
Capacity: 945 l • Sitting seats: 2
Lounge seats: 1 • Jets: 36

page 8

CS 6



Dimensions: 220 × 220 × 93 cm
Capacity: 1300 l • Sitting seats: 7
Jets: 43

page 9

CS 7



Dimensions: 220 × 220 × 93 cm
Capacity: 1250 l • Sitting seats: 3
Lounge seats: 2 • Jets: 42

page 9

OKA PLUG & PLAY

PPOKA 1



Dimensions: 200 × 100/150 ×
206,2/78 cm • Capacity: 900 l
Lounge seats: 2 • Jets: 26

page 10

PPOKA 2



Dimensions: 216 × 160 × 78 cm
Capacity: 790 l • Sitting seats: 2
Lounge seats: 1 • Jets: 28

page 11

PLUG & PLAY

PLUG & PLAY 3



Dimensions: 200 × 200 × 93 cm
Capacity: 1100 l • Sitting seats: 3
Lounge seats: 2 • Jets: 31

page 12

PLUG & PLAY 4



Dimensions: 216 × 160 × 78 cm
Capacity: 850 l • Sitting seats: 1
Lounge seats: 2 • Jets: 29

page 13

PLUG & PLAY 5



Dimensions: 216 × 160 × 78 cm
Capacity: 945 l • Sitting seats: 2
Lounge seats: 1 • Jets: 28

page 13

OKA WAVE DESIGN

Beyond-standard equipment




Steps



Thermocover
lifter



Extra insulation
40 mm



Audio with
transducers

OKA WAVE 1

166 × 215 × 78 cm



0

seats

2

loungers

24

jets



SPECIFICATIONS

| | |
|-------------------|--|
| Control panel | Balboa® TP 500 |
| Hydromassage jets | 18× Stainless steel CMP® |
| Air jets | 6× Stainless steel CMP® |
| Air control | Venturi effect: air/water flow control |
| Water treatment | Ozonator |
| Equipment | – LED lighting, water surface spotlights – Waterfall – Thermocover |
| Pump | 1× DUAL 2,2 kW |
| Blower | Yes (with preheated air) |
| Heating | Balboa® 3 kW |
| Filtration | Telescopic skimmer CMP® cartridge filter |
| Shell | Acrylic layer ABS-PMMA Lucite® + double GreenShield layer insulation (PU) |
| Side panels | High Pressure Laminate panels Fundermax® |
| Water volume | 790 l |
| Hot tub weight | 210 kg |

SPECIFICATIONS

| | |
|-------------------|--|
| Control panel | Balboa© TP500 |
| Hydromassage jets | 28× Stainless steel CMP® |
| Air jets | 6× Stainless steel CMP® |
| Air control | Venturi effect: air/water flow control |
| Water treatment | Ozonator |
| Equipment | – LED lighting, water surface spotlights – Waterfall – Thermocover |
| Pump | 1× DUAL 2,2 kW |
| Blower | Yes (with preheated air) |
| Heating | Balboa® 3 kW |
| Filtration | Telescopic skimmer CMP® cartridge filter |
| Shell | Acrylic layer ABS-PMMA Lucite® + double GreenShield layer insulation (PU) |
| Side panels | High Pressure Laminate panels Fundermax® |
| Water volume | 1 200 l |
| Hot tub weight | 270 kg |

OKA WAVE 2

216 × 216 × 85 cm



3
seats

2
loungers

34
jets



SPECIFICATIONS

| | |
|-------------------|--|
| Control panel | Balboa© TP500 |
| Hydromassage jets | 23× Stainless steel CMP® |
| Air jets | 6× Stainless steel CMP® |
| Air control | Venturi effect: air/water flow control |
| Water treatment | Ozonator |
| Equipment | – LED lighting, water surface spotlights – Waterfall – Thermocover |
| Pump | 1× DUAL 2,2 kW |
| Blower | Yes (with preheated air) |
| Heating | Balboa® 3 kW |
| Filtration | Telescopic skimmer CMP® cartridge filter |
| Shell | Acrylic layer ABS-PMMA Lucite® + double GreenShield layer insulation (PU) |
| Side panels | HDP panels Nomawood® |
| Water volume | 900 l |
| Hot tub weight | 260 kg |

OKA WAVE 3

215 × 195 × 85 cm



3
seats

1
lounger

29
jets





CELTIC SPAS

DESIGN

Beyond-standard equipment




Steps



Thermocover lifter



Audio



Extra insulation 40 mm

CS 1

200 × 200 × 93 cm



4

seats

1

lounger

41

jets



SPECIFICATIONS

| | |
|-------------------|---|
| Control panel | Balboa® TP 500 |
| Hydromassage jets | 31× Stainless steel CMP® |
| Air jets | 10× Stainless steel CMP® |
| Air control | Venturi effect: air/water flow control |
| Water treatment | Ozonator |
| Equipment | <ul style="list-style-type: none"> – LED lighting, water surface spotlights – Waterfall – Thermocover – Anatomical headrest |
| Pump | 1× DUAL 2,2 kW |
| Blower | Yes (with preheated air) |
| Heating | Balboa® 3 kW |
| Filtration | Telescopic skimmer CMP® cartridge filter |
| Shell | Acrylic layer ABS-PMMA Lucite® + double GreenShield layer insulation (PU) |
| Side panels | HDP panels Nomawood® |
| Water volume | 1 100 l |
| Hot tub weight | 253 kg |

SPECIFICATIONS

| | |
|-------------------|---|
| Control panel | Balboa© TP500 |
| Hydromassage jets | 31× Stainless steel CMP® |
| Air jets | 6× Stainless steel CMP® |
| Air control | Venturi effect: air/water flow control |
| Water treatment | Ozonator |
| Equipment | <ul style="list-style-type: none"> – LED lighting, water surface spotlights – Waterfall – Thermocover – Anatomical headrest |
| Pump | 1× DUAL 2,2 kW |
| Blower | Yes (with preheated air) |
| Heating | Balboa® 3 kW |
| Filtration | Telescopic skimmer CMP® cartridge filter |
| Shell | Acrylic layer ABS-PMMA Lucite® + double GreenShield layer insulation (PU) |
| Side panels | HDP panels Nomawood® |
| Water volume | 900 l |
| Hot tub weight | 252 kg |

CS 2

200 × 200 × 93 cm



2
seats

2
loungers

37
jets



SPECIFICATIONS

| | |
|-------------------|---|
| Control panel | Balboa© TP500 |
| Hydromassage jets | 33× Stainless steel CMP® |
| Air jets | 6× Stainless steel CMP® |
| Air control | Venturi effect: air/water flow control |
| Water treatment | Ozonator |
| Equipment | <ul style="list-style-type: none"> – LED lighting, water surface spotlights – Waterfall – Thermocover – Anatomical headrest |
| Pump | 1× DUAL 2,2 kW |
| Blower | Yes (with preheated air) |
| Heating | Balboa® 3 kW |
| Filtration | Telescopic skimmer CMP® cartridge filter |
| Shell | Acrylic layer ABS-PMMA Lucite® + double GreenShield layer insulation (PU) |
| Side panels | HDP panels Nomawood® |
| Water volume | 1 100 l |
| Hot tub weight | 251 kg |

CS 3

200 × 200 × 93 cm



3
seats

2
loungers

39
jets



CS 4

216 × 160 × 93 cm



1

seat

2

loungers

37

jets



SPECIFICATIONS

| | |
|-------------------|---|
| Control panel | Balboa© TP 500 |
| Hydromassage jets | 31× Stainless steel CMP® |
| Air jets | 6× Stainless steel CMP® |
| Air control | Venturi effect: air/water flow control |
| Water treatment | Ozonator |
| Equipment | <ul style="list-style-type: none"> – LED lighting, water surface spotlights – Waterfall – Thermocover – Anatomical headrest |
| Pump | 1× DUAL 2,2 kW |
| Blower | Yes (with preheated air) |
| Heating | Balboa® 3 kW |
| Filtration | Telescopic skimmer CMP® cartridge filter |
| Shell | Acrylic layer ABS-PMMA Lucite® + double GreenShield layer insulation (PU) |
| Side panels | HDP panels Nomawood® |
| Water volume | 850 l |
| Hot tub weight | 236 kg |

CS 5

216 × 160 × 93 cm



2

seats

1

lounger

36

jets



SPECIFICATIONS

| | |
|-------------------|---|
| Control panel | Balboa© TP 500 |
| Hydromassage jets | 30× Stainless steel CMP® |
| Air jets | 6× Stainless steel CMP® |
| Air control | Venturi effect: air/water flow control |
| Water treatment | Ozonator |
| Equipment | <ul style="list-style-type: none"> – LED lighting, water surface spotlights – Waterfall – Thermocover – Anatomical headrest |
| Pump | 1× DUAL 2,2 kW |
| Blower | Yes (with preheated air) |
| Heating | Balboa® 3 kW |
| Filtration | Telescopic skimmer CMP® cartridge filter |
| Shell | Acrylic layer ABS-PMMA Lucite® + double GreenShield layer insulation (PU) |
| Side panels | HDP panels Nomawood® |
| Water volume | 945 l |
| Hot tub weight | 236 kg |

SPECIFICATIONS

| | |
|-------------------|---|
| Control panel | Balboa© TP500 |
| Hydromassage jets | 31× Stainless steel CMP® |
| Air jets | 12× Stainless steel CMP® |
| Air control | Venturi effect: air/water flow control |
| Water treatment | Ozonator |
| Equipment | <ul style="list-style-type: none"> – LED lighting, water surface spotlights – Waterfall – Thermocover – Anatomical headrest |
| Pump | 1× DUAL 2,2 kW |
| Blower | Yes (with preheated air) |
| Heating | Balboa® 3 kW |
| Filtration | Telescopic skimmer CMP® cartridge filter |
| Shell | Acrylic layer ABS-PMMA Lucite® + double GreenShield layer insulation (PU) |
| Side panels | HDP panels Nomawood® |
| Water volume | 1 300 l |
| Hot tub weight | 285 kg |

CS 6

220 × 220 × 93 cm



7
seats

0
loungers

43
jets



SPECIFICATIONS

| | |
|-------------------|---|
| Control panel | Balboa© TP500 |
| Hydromassage jets | 34× Stainless steel CMP® |
| Air jets | 8× Stainless steel CMP® |
| Air control | Venturi effect: air/water flow control |
| Water treatment | Ozonator |
| Equipment | <ul style="list-style-type: none"> – LED lighting, water surface spotlights – Waterfall – Thermocover – Anatomical headrest |
| Pump | 1× DUAL 2,2 kW |
| Blower | Yes (with preheated air) |
| Heating | Balboa® 3 kW |
| Filtration | Telescopic skimmer CMP® cartridge filter |
| Shell | Acrylic layer ABS-PMMA Lucite® + double GreenShield layer insulation (PU) |
| Side panels | HDP panels Nomawood® |
| Water volume | 1 250 l |
| Hot tub weight | 289 kg |

CS 7

220 × 220 × 93 cm



3
seats

2
loungers

42
jets






OKA PLUG & PLAY DESIGN

Beyond-standard equipment



Steps



Thermocover lifter



Audio



Extra insulation 40 mm

PPOKA 1

166 x 215 x 78 cm



0
seats

2
loungers

26
jets



| SPECIFICATIONS | |
|-----------------------|--|
| Control panel | Balboa© TP500 |
| Hydromassage jets | 26x Stainless steel CMP® |
| Electrical connection | 230 V RCD plug |
| Air control | Venturi effect: air/water flow control |
| Water treatment | Ozonator |
| Equipment | <ul style="list-style-type: none"> - LED lighting - Thermocover - Anatomical headrest |
| Pump | 1x DUAL 2,2 kW |
| Blower | No |
| Heating | Balboa® 2 kW |
| Filtration | Telescopic skimmer CMP® cartridge filter |
| Shell | Acrylic layer ABS-PMMA Lucite® + double GreenShield layer insulation (PU) |
| Side panels | High Pressure Laminate panels Fundermax® |
| Water volume | 900 l |
| Hot tub weight | 200 kg |

SPECIFICATIONS

| | |
|-----------------------|--|
| Control panel | Balboa® TP500 |
| Hydromassage jets | 28× Stainless steel CMP® |
| Electrical connection | 230 V RCD plug |
| Air control | Venturi effect: air/water flow control |
| Water treatment | Ozonator |
| Equipment | <ul style="list-style-type: none"> – LED lighting – Thermocover – Anatomical headrest |
| Pump | 1× DUAL 2,2 kW |
| Blower | No |
| Heating | Balboa® 2 kW |
| Filtration | Telescopic skimmer CMP® cartridge filter |
| Shell | Acrylic layer ABS-PMMA Lucite® + double GreenShield layer insulation (PU) |
| Side panels | High Pressure Laminate panels Fundermax® |
| Water volume | 790 l |
| Hot tub weight | 210 kg |

PPOKA 2

216 × 160 × 78 cm



2
seats

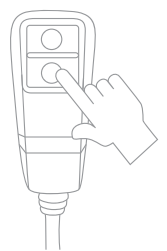
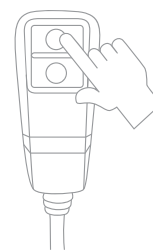
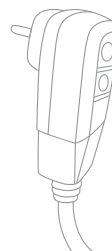
1
lounger

28
jets



More about PLUG & PLAY

PLUG & PLAY hot tubs are ideal and simple solution for households. Their installation is easy and does not require complex preparations. You plug the hot tub into classic household 230 V sockets and practically in a few moments you can enjoy a hot bath. Their ergonomic design ensures that your body gets maximum comfort and effective hydrotherapy massage. All hot tubs are spacious enough even for tall people.





PLUG & PLAY DESIGN

Beyond-standard equipment




Steps



Thermocover lifter



Audio



Extra insulation 40 mm

PLUG & PLAY 3

200 x 200 x 93 cm



3
seats

2
loungers

31
jets



SPECIFICATIONS

| | |
|-----------------------|--|
| Control panel | Balboa® TP 500 |
| Hydromassage jets | 31x Stainless steel CMP® |
| Electrical connection | 230 V RCD plug |
| Air control | Venturi effect: air/water flow control |
| Water treatment | Ozonator |
| Equipment | <ul style="list-style-type: none"> - LED lighting - Thermocover - Anatomical headrest |
| Pump | 1x DUAL 2,2 kW |
| Blower | No |
| Heating | Balboa® 2 kW |
| Filtration | Telescopic skimmer CMP® cartridge filter |
| Shell | Acrylic layer ABS-PMMA Lucite® + double GreenShield layer insulation (PU) |
| Side panels | HDP panels Nomawood® |
| Water volume | 1 100 l |
| Hot tub weight | 244 kg |

SPECIFICATIONS

| | |
|-----------------------|--|
| Control panel | Balboa© TP500 |
| Hydromassage jets | 29× Stainless steel CMP® |
| Electrical connection | 230 V RCD plug |
| Air control | Venturi effect: air/water flow control |
| Water treatment | Ozonator |
| Equipment | – LED lighting – Thermocover – Anatomical headrest |
| Pump | 1× DUAL 2,2 kW |
| Blower | No |
| Heating | Balboa® 2 kW |
| Filtration | Telescopic skimmer CMP® cartridge filter |
| Shell | Acrylic layer ABS-PMMA Lucite® + double GreenShield layer insulation (PU) |
| Side panels | HDP panels Nomawood® |
| Water volume | 850 l |
| Hot tub weight | 209 kg |

PLUG & PLAY 4

216 × 160 × 78 cm



1
seat

2
loungers

29
jets



SPECIFICATIONS

| | |
|-----------------------|--|
| Control panel | Balboa© TP500 |
| Hydromassage jets | 28× Stainless steel CMP® |
| Electrical connection | 230 V RCD plug |
| Air control | Venturi effect: air/water flow control |
| Water treatment | Ozonator |
| Equipment | – LED lighting – Thermocover – Anatomical headrest |
| Pump | 1× DUAL 2,2 kW |
| Blower | No |
| Heating | Balboa® 2 kW |
| Filtration | Telescopic skimmer CMP® cartridge filter |
| Shell | Acrylic layer ABS-PMMA Lucite® + double GreenShield layer insulation (PU) |
| Side panels | HDP panels Nomawood® |
| Water volume | 945 l |
| Hot tub weight | 208 kg |

PLUG & PLAY 5

216 × 160 × 78 cm



2
seats

1
lounger

28
jets






HOT TUB ACCORDING TO YOUR WISHES

Choose the paneling color

for OKA WAVE 1-2, PPOKA 1-2

HPL



Concrete Dark Stone Patina Bronze Antique



Afro Grey Creek Ecuador

WOOD



Rusketus Varnish Thermowood

for OKA WAVE 3, CELTIC SPAS 1-7, PLUG & PLAY 3-5



Dark grey Teak

Choose the thermocover color




C/09 C/11 C/15 C/30

Choose the shell color



Sterling Silver Winter Solstice Pearl White Tucsan Sun



Pearl Shadow Majestic Sky



More about The thermocover

This is necessary to maintain the water temperature. It prevents heat loss to the maximum extent, but it also fulfills a safety function when children are near the hot tub. Each thermocover is made to order in the colors of your choice. You can choose from a wide range of colors.

Galvanized aluminium to ensure perfect reinforcement

The inner mesh layer of the thermocover reduces water condensation and mold growth


High-quality layer against UV radiation

High-density insulation made of polystyrene with a thickness of 9–13 cm

15 cm high skirt for even greater tightness of insulation around the entire hot tub

Lockable securing straps

Impermeable film



And also:

- Reinforced AMANN © seams
- High-load zippers YKK ©
- Wide handles




More about The thermo- cover lifter

Necessary equipment to facilitate work. The lifter allows you to open and close the hot tub with a simple movement.



More about The steps

Necessary for entering or exiting the HANSCRAFT hot tub; made of high-density polyethylene (HDPE), which guarantees a long service life and water resistance.



More about Extra insulation

This equipment, offered primarily in Scandinavian countries, allows for the insulation of the hot tub through panels made of 40 mm thick polyurethane foam. This ensures protection for technical components and hoses against extreme cold.



More about Audio

For an extra charge, it is possible to equip the hot tub with an audio system for a moment of absolute relaxation. The system is controlled via Bluetooth with your smartphone or tablet, making your experiences even more intense.



Copyright HANSCRAFT. All rights reserved. All images and photos in this catalogue are for illustration purposes only and are subject to change. Issued: September 2023